



UNILUX

MAXI WAVE

MAXI WAVE

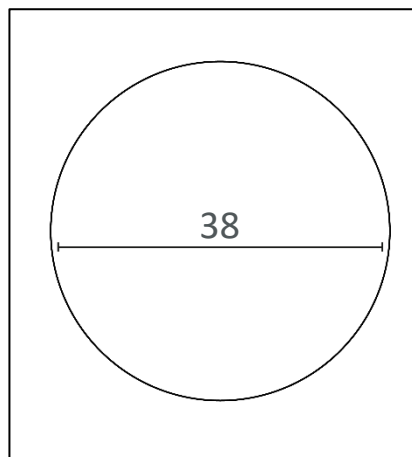


- **Radio-controlled:** the time is automatically adjusted permanently by radio waves from the atomic clock in Mainflingen.
- **High accuracy:** 1 second maximum deviation in 1 million years.
- **Ergonomics:** thanks to its silent system, the second hand does not emit any noise creating a framework conducive to concentration for work.
- **Sober design:** a simple but effective design, this wall clock will fit perfectly with all types of offices.
- **Legibility:** a dimension of 38 cm for maximum legibility up to 150 m thanks to its contrast of large black numerals on a white background.

Operation: powered by a 1.5 V (AA) battery included
 Diameter: 38 cm
 Thickness: 4.5 cm
 Average consumption: 0.22 mA
 Quick wall mounting by 1 eyelet
 Warranty: 2 years
 Materials: ABS plastic frame/ flat mineral glass cover

RESTRICTIONS ON USE:

- does not work in buildings with metal structures
- does not work near a high frequency transmitter (e.g. PC)
- does not operate at a distance of more than 1500 km from the signal transmitter (Mainflingen in Germany) and depends on topographical conditions



SAP no.	400094565	400094564
EAN code	3595560023936	3595560023905
Colors	Grey metal	Grey metal
Diameter (cm)	Ø 38	Ø 38
Batterie Included	1 x AA 1,5 V	1 x AA 1,5 V
Radio controlled	Yes	Yes
Silent movement	Yes	Yes
Readability (m)	150 m	150 m
Humidity indicator	No	No
Temperature indicator	No	No
Date indicator	No	No
Type of wall mounting	Wall Hook	Wall Hook
Net weight: Kg	1,16	1,16

OUR CSR COMMITMENTS

1. All our lighting are **100% repairable** thus limiting planned obsolescence.
2. Reduce our carbon footprint through our **ECO-DESIGN THINKING** approach.
3. Contribute to the preservation of the planet's natural resources by promoting the use of **recycled materials**.
4. Optimize our packaging to control our **transport costs**. 65%
5. Highlight the **talent of our employees** by ensuring social equality.

OUR EXPERTISE

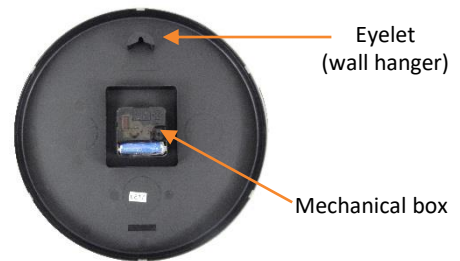
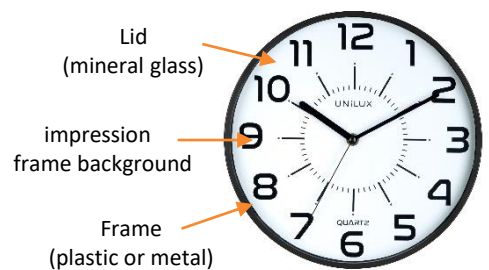
A clock is a must-have accessory that fits perfectly into any room in your business:

- individual office
- open space
 - meeting room
 - Passing places
 - lobby

Setting up a clock in a workspace allows employees to avoid checking the time on the smartphone or tablet time and therefore not be tempted to look at their messages or browse the internet by same occasion. Thus a clock allows to gain in concentration and productivity because the employees are less distracted.

For good readability from a distance, it is important to have:

- good contrast between the background of the dial and the color of the numbers (better contrast with white background / black numbers)
- A good height of the figures (about 3cm minimum) and in Arabic characters preferably



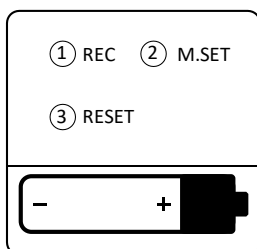
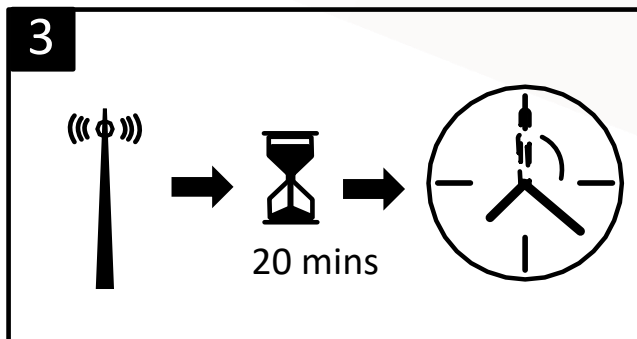
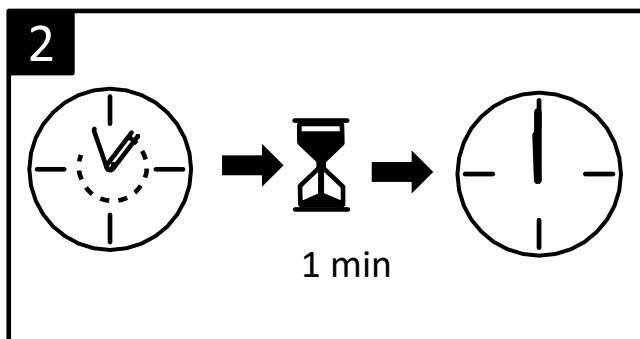
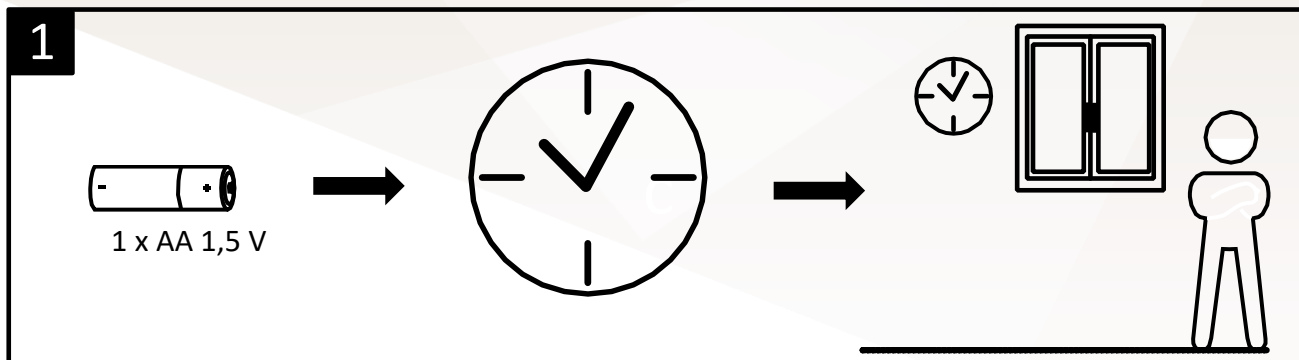
OUR CERTIFICATIONS

Unilux is committed to an eco-responsible approach and ensures that its products respect this commitment. Indeed, we are very concerned about current environmental issues and we aspire to respond as best as possible to the concerns of our consumers on this subject. Sustainable development is at the heart of our strategy and we act for the environment. You will find below the different certifications that Unilux has and that prove its environmental commitment.



La marque de la gestion forestière responsable

UNILUX



1- REC BUTTON

Push and hold this button for 3 seconds in case the signal receiving mode is not fully operational and compliant.

The hands will move to 12 o'clock position and start looking for the signal.

Once the DCF signal will be received properly, it will automatically set to the correct time.

2- RESET BUTTON

Please note that this button should only be used during assembly and repair process as it completely clear the time information and hands will reset 12 o'clock position for signal reception phase.

1- MANUAL SET

Push and hold the M-SET button after a few seconds the hands on the clock will start to turn. Keep the button pressed until the correct time is displayed then release the button.

The clock will now work as a quartz clock unit it receives the signal from the transmitter.

F

- ① Après avoir inséré une pile LR6 1,5V, la pendule se met automatiquement sur la position 12 heures.
- ② Après 20 min., la pendule se règle automatiquement à l'heure précise (ne pas déplacer la pendule durant la recherche du signal DFC).

Si la réception du signal n'est pas suffisante, l'horloge doit être déplacée, à proximité d'une fenêtre de préférence ou bien à l'extérieur du bâtiment pour en garantir la réception. Retirer la pile pendant une minute puis la remettre pour relancer la recherche du signal.

GB

- ① After inserting the battery LR6 1,5V, the clock hands move to 12 o'clock position.
- ② After 20 min., the clock automatically sets itself at the right time (do not move the clock during signal reception).

If the clock fails to set, change the place of reception, preferably near window or outside. Battery should be removed and reinserted after 1 min. to restart signal reception.

D

- ① Legen Sie eine Batterie LR6 1,5 V ein. Die Zeiger stellen sich automatisch auf die 12 Uhr-Position.
- ② Nach 20 Minuten stellt die Uhr automatisch die richtige Uhrzeit ein (bitte verrücken Sie die Uhr nicht während des Signalempfangs).

Sollte sich die Uhr nicht auf die richtige Uhrzeit einstellen, positionieren Sie die Uhr an einen anderen Standort, um das Signal zu empfangen. Geeignet ist hierfür Fensternähe oder bringen Sie die Uhr vorübergehend nach Draußen. Bitte entnehmen Sie die Batterie und legen Sie sie nach 1 Minute wieder ein, damit der Signalempfang erneut beginnt.

30 products available on pCon Planner

You will be able to obtain data on many UNILUX or OFML standard products and integrate them quickly and easily into 3D space layouts via pCon.



Download on our E-shop

Always available: photos in HD, data sheets, instruction manual, repairability instructions for all our products.



Do you have any questions?

Our after-sales service is always at your disposal

Tèl: +33 1 81 86 06 03

E-mail: contact.unilux@hamelinbrands.com

17 avenue du Parc TECHNOPOLIS

91380 Chilly Mazarin – France

Tèl: +33 1 81 86 06 00

www.my-unilyx.com

E-mail: contact.unilux@hamelinbrands.com

UNILUX